

The Bicycle

Reducing the pain at the pump
and climate change



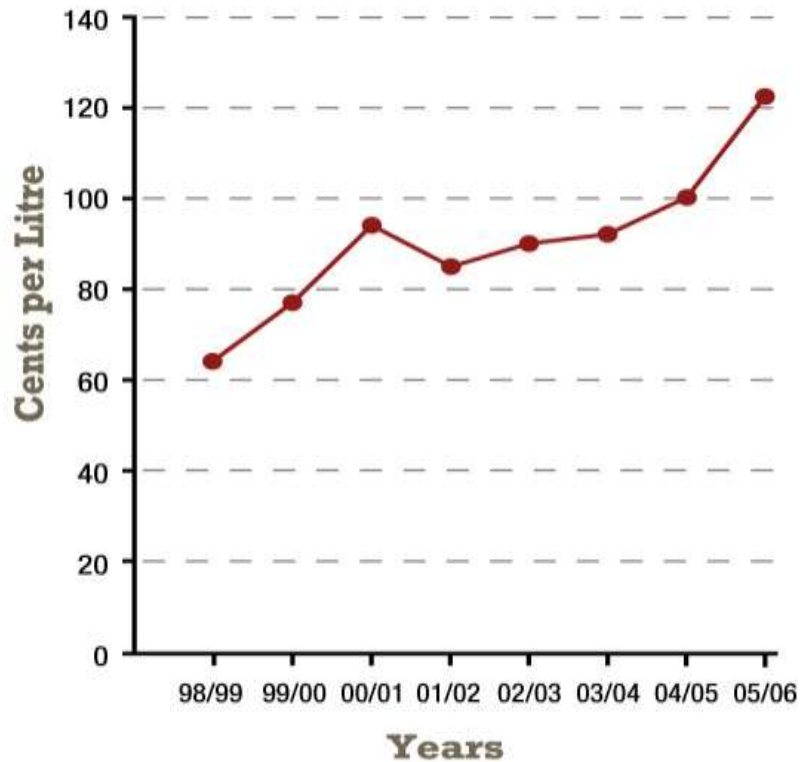
Institute for
Sensible Transport

www.sensibletransport.org.au

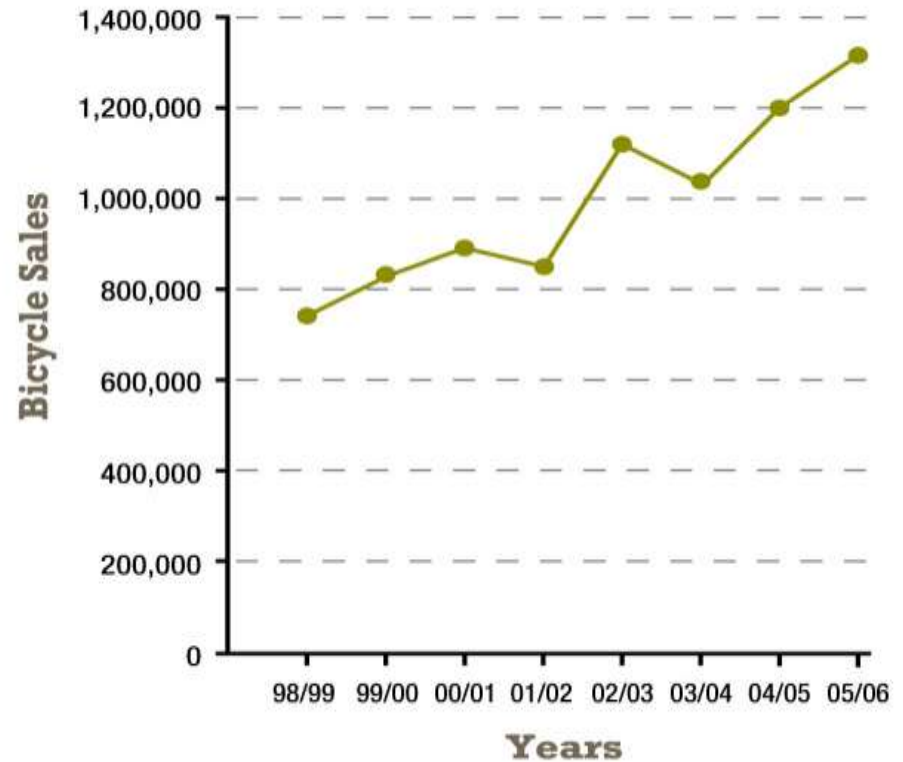


Reducing the pain at the pump

The correlation between Unleaded Petrol Prices and Bicycle Sales



Source: David Cumming, RACV, 2007



Source: Bicycle Industries Australia, 2006



unleaded

159.0

“ With the cost of crude oil rising from \$US35 a barrel in 2004 to over \$US120 in 2008, communities across Australia are struggling to meet spiralling fuel bills. ”

premium unleaded

173.

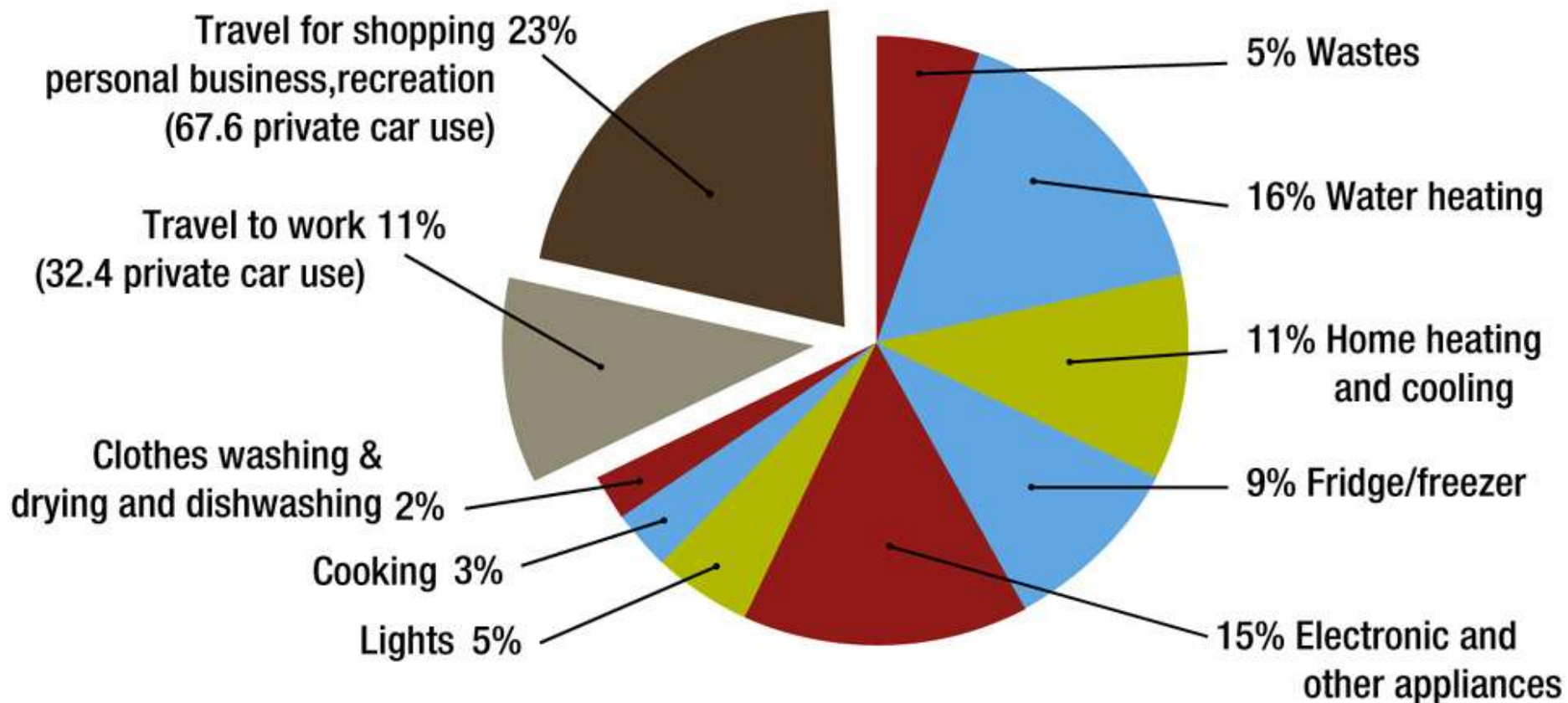


Institute for
Sensible Transport

www.sensibletransport.org.au



Household Greenhouse Gas Emissions



Source: Cool It, AGO, Federal Government



Commuter Cycling Boom

| | Bicycle Commuters (sole mode trips only) | | | Kilometres/Year | | |
|--------------|--|---------------|--------------|--------------------|--------------------|-------------------|
| | 2001 Census | 2006 Census | % Change | 2001 Census | 2006 Census | Change |
| Sydney | 8,684 | 10,175 | 17.2% | 30,394,000 | 35,612,500 | 5,218,500 |
| Melbourne | 12,179 | 18,047 | 48.2% | 42,626,500 | 63,164,500 | 20,538,000 |
| Brisbane | 6,347 | 7,502 | 18.2% | 22,214,500 | 26,257,000 | 4,042,500 |
| Adelaide | 4,376 | 6,085 | 39.1% | 15,316,000 | 21,297,500 | 5,981,500 |
| Perth | 5,179 | 6,323 | 22.1% | 18,126,500 | 22,130,500 | 4,004,000 |
| Hobart | 622 | 810 | 30.2% | 2,177,000 | 2,835,000 | 658,000 |
| Canberra | 3,093 | 3,763 | 21.7% | 10,825,500 | 13,170,500 | 2,345,000 |
| Darwin | 1,498 | 1,407 | -6.1% | 5,243,000 | 4,924,500 | -318,500 |
| TOTAL | 41,978 | 54,112 | 28.9% | 146,923,000 | 189,392,000 | 42,469,000 |

Source: ABS Census 2001 and 2006.



Table 3 Cycling to work - Inner and Outer Melbourne

**City of Yarra
(inner city)** **Proportion of trips to
work by bike**

Males 8.60%

Females 5.40%

Weighted Average 7%

**City of Greater
Dandenong
(outer fringe)** **Proportion of trips to
work by bike**

Males 0.78%

Females 0.09%

Weighted Average 0.50%

Source: Australian Bureau of Statistics, 2007



Barriers to Cycling

- Individual
- Social/cultural
- Environmental
- Safety
- Wider public policy





“There is no point telling people to cycle more if their environment is so unfriendly they can’t”

Libby Darlison
Chair, NSW Premier’s
Council for Active Living

Institute for
Sensible Transport

www.sensibletransport.org.au





Institute for
Sensible Transport

www.sensibletransport.org.au





Bike racks on the bus from San Jose to Santa Cruz, CA

Institute for
Sensible Transport

www.sensibletransport.org.au





Bike racks on buses are attractive to those not comfortable with night cycling (Portland, OR)

*Institute for
Sensible Transport*
www.sensibletransport.org.au



Jim Krynan, WA

Institute for
Sensible Transport

www.sensibletransport.org.au





The 'bike carriage' on the Caltrain (San Francisco, CA)

Institute for
Sensible Transport

www.sensibletransport.org.au






Seating allows for passive surveillance of bicycles

Institute for
Sensible Transport
www.sensibletransport.org.au



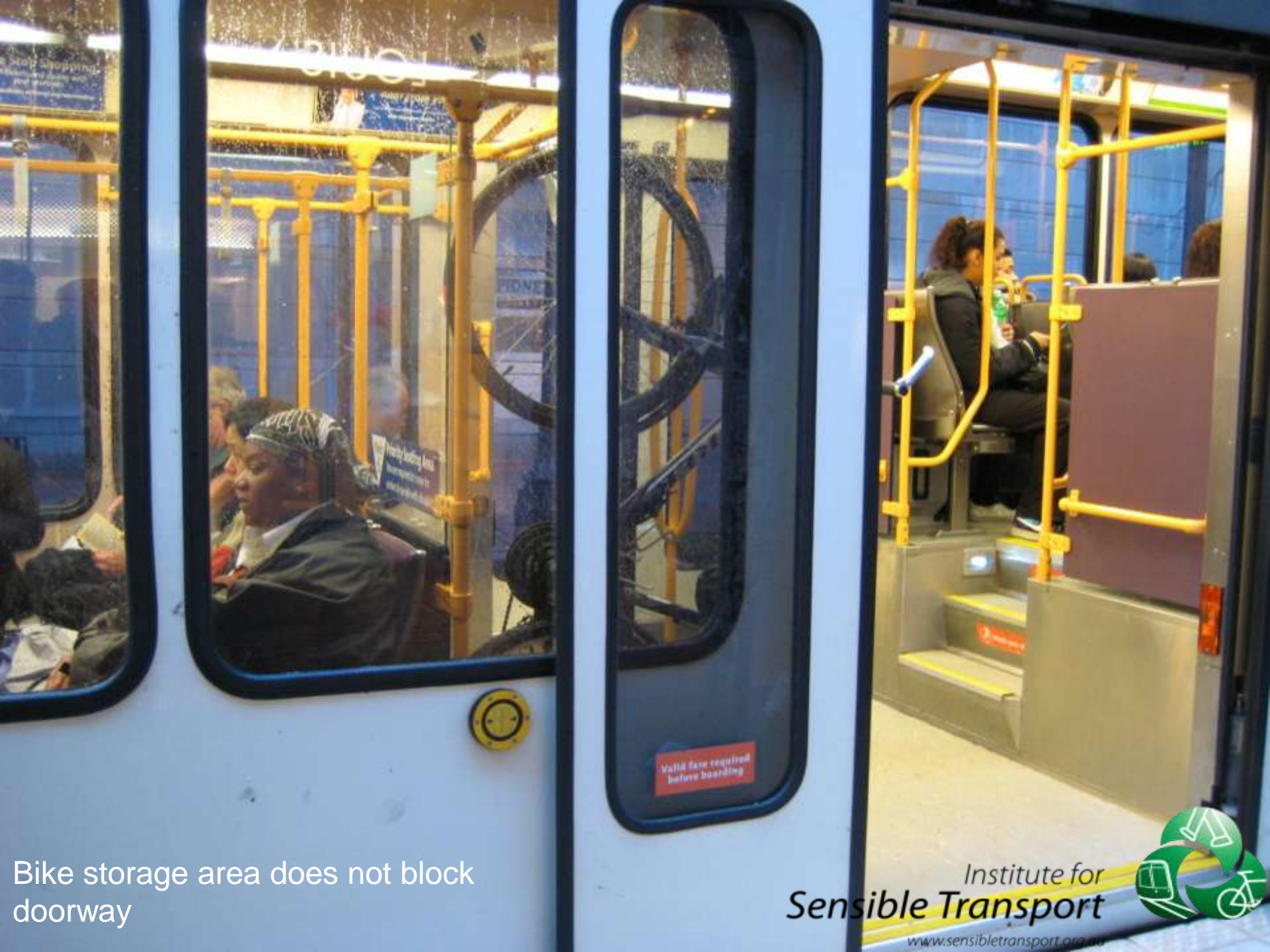
Portland, OR



Institute for
Sensible Transport

www.sensibletransport.org.au





Bike storage area does not block doorway

Institute for
Sensible Transport

www.sensibletransport.org.au





WARM PLANET
BICYCLES

BICYCLE  PARKING

San Francisco Station North Terminal
Operation Improvement Project

Valet bicycle parking and bike shop in central San Francisco

Institute for
Sensible Transport

www.sensibletransport.org.au





NE 37th

Portland, OR

Institute for
Sensible Transport

www.sensibletransport.org.au



Portland, OR



Institute for
Sensible Transport

www.sensibletransport.org.au





Portland, OR

Institute for
Sensible Transport

www.sensibletransport.org.au



BIKE PARKING OASIS **SEE & BE SEEN**

LIGHT THE BIKE. SEE THE BIKE.



Hawthorne Neighborhood Cycling Map



Safe Cycling Resources

call 503.823.CYCL (press 2) for:

- Southeast Portland neighborhood bike map
- City of Portland bike commuter map
- Portland by Bicycle: A guide to your ride

www.gettingaroundportland.org

Sensible Transport

Portland, OR





Davis, CA

Institute for
Sensible Transport

www.sensibletransport.org.au





85
CLEAR
CHANNEL
ADSSWEL

Institute for
Sensible Transport

www.sensibletransport.org.au





WIFI
ON BOARD
2303

PASSENGER
LIFT

KNEELING
↓





San Jose, CA

Institute for
Sensible Transport

www.sensibletransport.org



Amtrak train with power outlet for computer use





RESERVED
FOR
CARPOOLS
WITH
PERMIT
6AM-10AM
MON-FRI



Congestion and Transport Mode



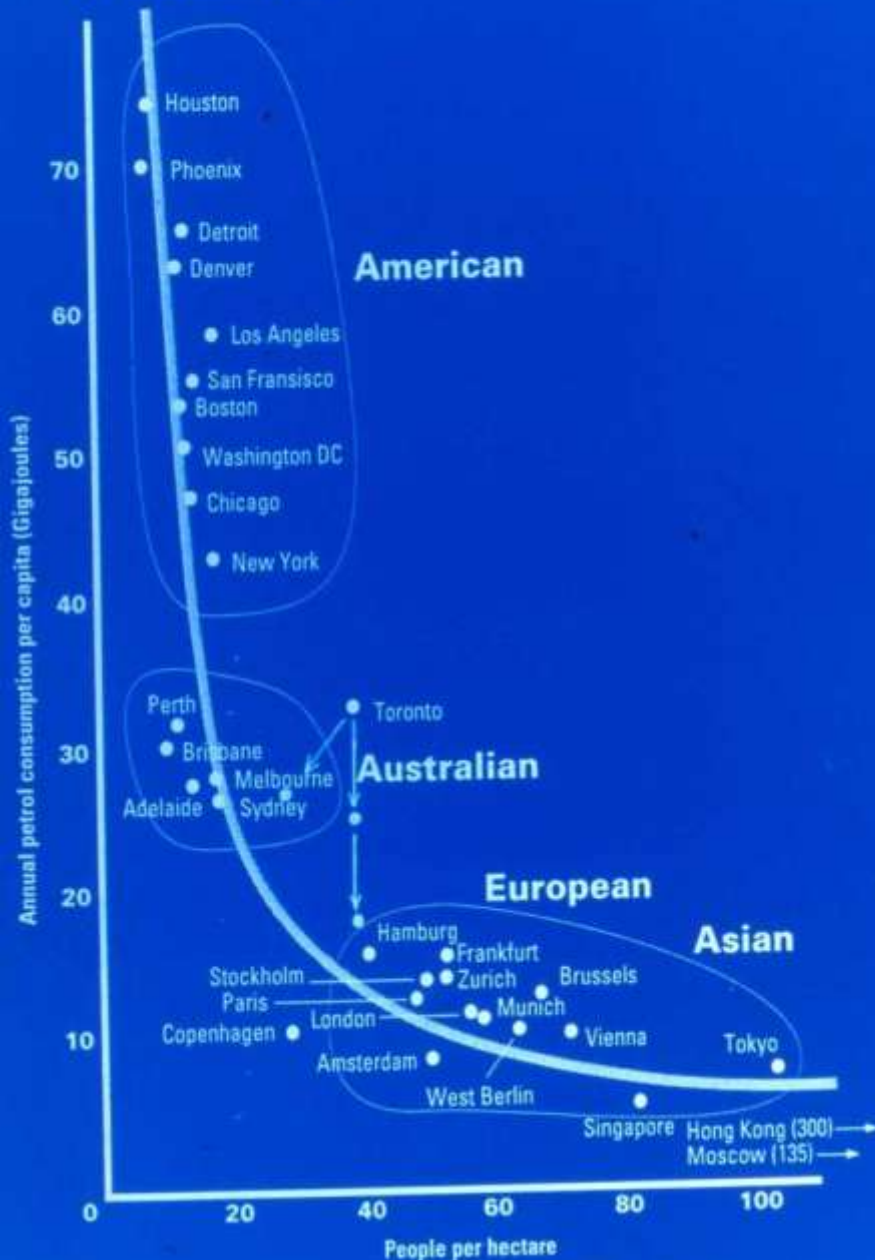
Source: City of Muenster

Institute for
Sensible Transport

www.sensibletransport.org.au



PETROL CONSUMPTION AND URBAN DENSITY IN 32 CITIES OF THE DEVELOPED WORLD



Cities with the most freeway have the highest fuel consumption





Institute for
Sensible Transport

www.sensibletransport.org.au

